



Significant Statistics Fall 2011

Table of Contents

OVERVIEW	Statistics 2
SUMMARY OF CAMPUS LAND ACREAGE	Statistics 3a
BUILDING INVENTORY SUMMARY AND AGE PROFILE	Statistics 3b
BUILDING INVENTORY BY COLLEGE	Statistics 4-17
MASTER PLAN AND SPACE NEEDS OVERVIEW	Statistics 18
SUMMARY OF INSTRUCTIONAL AND ADMINISTRATIVE NASF	Statistics 19
SUMMARY OF NET AREA DISTRIBUTION	Statistics 20
SUMMARY OF NET AREA DISTRIBUTION – CHART	Statistics 21
PUBLIC ASSEMBLY FACILITIES	Statistics 22
PUBLIC ASSEMBLY FACILITIES – DETAIL OF SPACES	Statistics 23
INVENTORY OF INDOOR ATHLETIC AND RECREATIONAL FACILITIES	Statistics 24-25
INVENTORY OF OUTDOOR ATHLETIC AND RECREATIONAL FACILITIES	Statistics 26
STUDENT UNION, CHILD CARE AND STUDENT LOUNGE FACILITIES	Statistics 27
NYC PUBLIC SCHOOL FACILITIES AT CUNY	Statistics 28

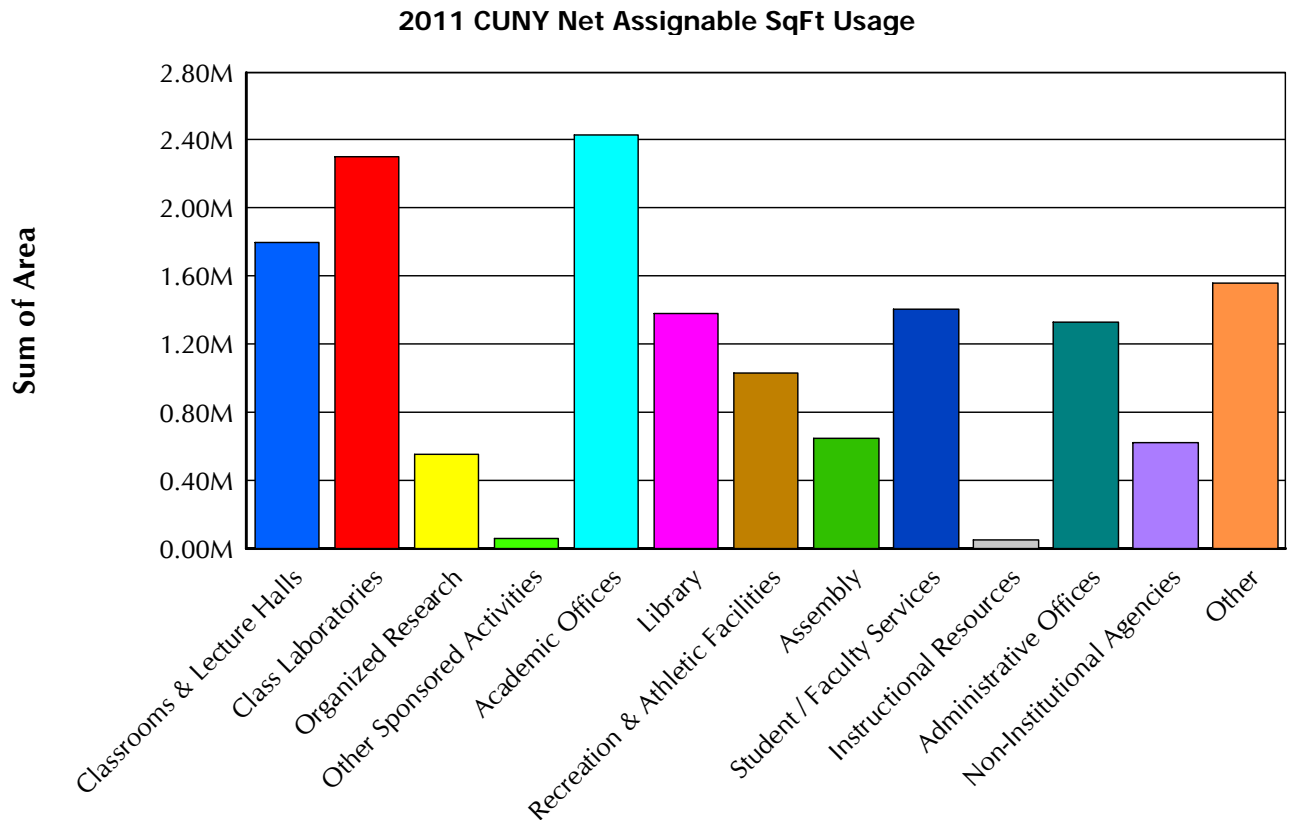
SIGNIFICANT STATISTICS

OVERVIEW

The Significant Statistics section provides information on the allocation and usage of the University's 26.5 million gross square feet in 292 buildings (excludes Central Office locations). The square footage information represented in this section is as of Fall 2011.

The square footage information is maintained by the Space Management department of the Office of Facilities Planning, Construction and Management, using Archibus and AutoCAD facility management software. The campuses are surveyed on a regular basis, and the room allocation and usage data is reviewed by the campus facility department.

The Full Time Equivalent Student (FTES) and Faculty information is provided by CUNY Institutional Research. The data used is from the Fall 2010 Teaching Load reports.



Summary of Campus Land Acreage

As of Fall 2011

Campus Land Acres	Outdoor Athletics & Recreation Acres	Outdoor Parking Acres
-------------------	--------------------------------------	-----------------------

Senior

Baruch College	3.3	0.0	0.0
Brooklyn College	34.8	3.4	2.6
The City College of New York	36.7	0.0	1.8
College of Staten Island	204.0	33.4	25.6
CUNY School of Law at Queens College	2.8	0.0	0.7
The Graduate Center	0.9	0.0	0.0
Graduate School of Journalism	0.0	0.0	0.0
William E. Macaulay Honors College	0.1	0.0	0.0
Hunter College	10.0	0.0	0.0
John Jay College of Criminal Justice	5.3	0.0	0.0
Lehman College	37.8	5.3	6.7
Medgar Evers College	9.1	0.0	2.3
NYC College of Technology	5.2	0.0	0.0
Queens College	76.1	11.7	9.0
York College	47.5	6.9	6.7

Total Senior

473.6

60.7

55.4

Community

Borough of Manhattan Community College	5.8	0.0	0.0
Bronx Community College	47.3	5.1	3.0
Hostos Community College	5.8	0.0	1.1
Kingsborough Community College	68.5	4.6	10.3
LaGuardia Community College	11.4	0.0	2.8
Queensborough Community College	37.3	6.5	8.3
New Community College	0.3	0.0	0.0

Total Community

176.4

16.2

25.5

Total University

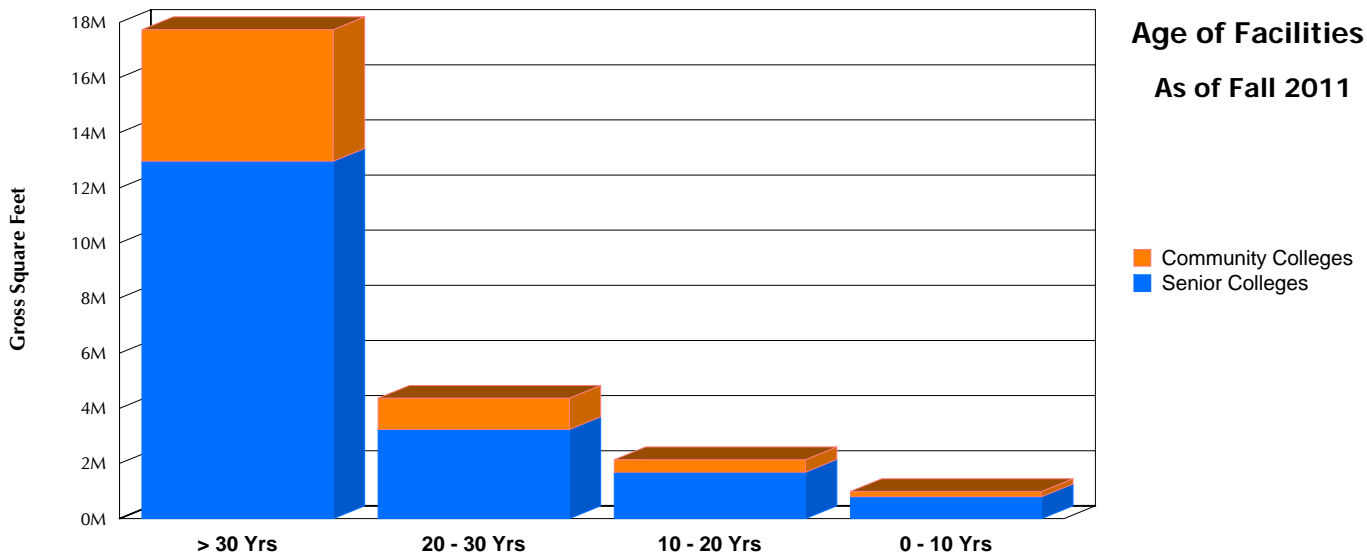
650.0

76.9

80.9

Square Feet Summary by College - As of Fall 2011

	<u>Total # of Buildings</u>	<u>CUNY NASF</u>	<u>Non-CUNY NASF</u>	<u>Total NASF</u>	<u>Total GSF</u>
Senior Colleges					
Baruch	7	880,404	395	880,799	1,572,632
Brooklyn	17	1,381,218	18,684	1,399,902	2,402,423
City College	18	1,504,338	71,722	1,576,060	2,993,602
CUNY Law	1	90,358	0	90,358	179,841
Graduate Center	1	380,647	0	380,647	616,781
Honors College	1	12,521	0	12,521	24,096
Hunter	13	1,337,839	134,079	1,471,918	2,660,096
John Jay	6	671,419	136	671,555	1,138,923
Lehman	18	808,281	35,949	844,230	1,521,027
Medgar Evers	20	312,678	3,358	316,036	576,046
NYC College of Tech.	11	680,327	1,292	681,619	1,152,248
Queens	45	1,382,219	3,355	1,385,574	2,457,038
School of Journalism	1	24,063	0	24,063	44,190
Staten Island	25	740,204	606	740,810	1,351,484
York	7	498,360	25,871	524,231	931,607
Total Senior Colleges	191	10,704,876	295,447	11,000,323	19,622,034
Community Colleges					
BMCC	6	581,444	0	581,444	945,845
Bronx	37	659,264	10,429	669,693	1,216,515
Hostos	9	387,124	10,545	397,669	698,256
Kingsborough	26	736,504	84,672	821,176	1,308,247
LaGuardia	4	885,108	224,186	1,109,294	1,741,900
New Community College	1	43,101	0	43,101	74,189
Queensborough	18	558,820	820	559,640	927,903
Total Community Colleges	101	3,851,365	330,652	4,182,017	6,912,855
Total University	292	14,556,241	626,099	15,182,340	26,534,889



Source: Data obtained from CUNY Facilities Inventory Database - October 2011

CUNY NASF (Net Assignable Sq.Ft.): includes all assignable space, including vacant/unassigned

Non-CUNY NASF (Net Assignable Sq.Ft.): CUNY maintained space occupied by non-CUNY functions (DOE schools, DASNY offices, community uses)

GSF: Gross Square Feet

Building Inventory by College

As of Fall 2011

Date Built	Building Code	Building Name	CUNY NASF	Non-CUNY NASF	Total NASF	Total GSF	Title
------------	---------------	---------------	-----------	---------------	------------	-----------	-------

Senior

Baruch College							
1929	A	Lawrence & Eris Field Building	158,070	0	158,070	273,610	Owned
2001	B	William & Anita Newman Vertical Campus	453,618	0	453,618	807,696	Owned
1913	C	Steven L. Newman Hall	13,201	0	13,201	31,774	Owned
1939	D	Administrative Building	44,322	0	44,322	84,879	Owned
1895	H	Library and Technology Building	189,506	395	189,901	339,255	Owned
1909	I	Early Learning Center	2,947	0	2,947	4,063	Leased
1904	J	Annex	18,740	0	18,740	31,355	Leased
Total Baruch Owned			858,717	395	859,112	1,537,214	
Total # of Buildings = 7			Total Baruch Leased	21,687	0	21,687	35,418
Total Baruch			880,404	395	880,799	1,572,632	

Brooklyn College							
1937	02001	Boylan Hall	191,463	0	191,463	321,828	Owned
1937	02002	Ingersoll Hall	169,889	0	169,889	309,426	Owned
1971	02002A	Ingersoll Hall Extension	154,133	0	154,133	291,972	Owned
1937	02003	LaGuardia Hall	197,458	0	197,458	291,594	Owned
1937	02004	Roosevelt Hall	69,151	7,397	76,548	143,098	Owned
1971	02004A	Roosevelt Hall Extension	93,317	0	93,317	150,441	Owned
1963	02005	Whitehead Hall	65,915	0	65,915	109,417	Owned
1953	02006	Whitman / Gershwin Hall	92,213	592	92,805	159,836	Owned
1937	02008	Heating Plant	8,037	0	8,037	23,198	Owned
2000	02008A	Chiller Plant	6,891	0	6,891	20,890	Owned
1953	02009	Student Union	44,279	0	44,279	81,738	Owned
1933	02010	College Child Care	11,245	0	11,245	13,610	Owned
1971	02012	William James Hall	143,710	10,695	154,405	276,236	Owned
2009	02014	West Quad Building	83,165	0	83,165	145,298	Owned
1921	02016	25 Broadway	6,824	0	6,824	6,775	Leased
2001	020T1	West End Building (WEB)	42,124	0	42,124	54,888	Owned
2011	020T2	BCBC PAC Office Building	1,404	0	1,404	2,178	Owned
Total Brooklyn Owned			1,374,394	18,684	1,393,078	2,395,648	
Total # of Buildings = 17			Total Brooklyn Leased	6,824	0	6,824	6,775
Total Brooklyn			1,381,218	18,684	1,399,902	2,402,423	

Building Inventory by College

As of Fall 2011

Date Built	Building Code	Building Name	CUNY NASF	Non-CUNY NASF	Total NASF	Total GSF	Title
------------	---------------	---------------	-----------	---------------	------------	-----------	-------

Senior

The City College of New York							
1907	03001	Shepard Hall	145,539	0	145,539	340,239	Owned
1907	03002	Harris Hall	58,633	0	58,633	119,028	Owned
1907	03003	Compton - Goethals Hall	68,060	0	68,060	137,929	Owned
1907	03005	Baskerville Hall	11,705	22,448	34,153	63,355	Owned
1907	03006	Wingate Hall	31,142	0	31,142	61,517	Owned
1907	03011	Alumni House	5,436	0	5,436	6,723	Owned
1897	03012	Storehouse	6,456	0	6,456	8,103	Owned
1962	03021	Steinman Hall	192,059	0	192,059	318,522	Owned
1931	03025	Structural Biology Center	0	31,711	31,711	57,847	Owned
1907	03026	Mott Hall - D. O. E.	0	14,798	14,798	28,582	Owned
1912	03039	Schiff House - Child Care Center	2,713	0	2,713	4,704	Owned
2008	03040	SSA - Spitzer School of Architecture	69,115	0	69,115	180,545	Owned
1972	03041	Marshak Science Building	365,190	0	365,190	620,782	Owned
1962	03042	Howard E. Wille Administration Building	30,723	0	30,723	55,618	Owned
1982	03047	North Academic Center	460,792	2,765	463,557	885,656	Owned
1921	03051	25 Broadway	16,149	0	16,149	30,051	Leased
1978	03053	Aaron Davis Hall	36,257	0	36,257	67,720	Owned
2007	03055	Vivarium	4,369	0	4,369	6,681	Owned
Total City College Owned			1,488,189	71,722	1,559,911	2,963,551	
Total # of Buildings = 18			16,149	0	16,149	30,051	
Total City College			1,504,338	71,722	1,576,060	2,993,602	

College of Staten Island							
1994	1A	South Administration Building	40,478	0	40,478	76,564	Owned
1994	1C	Campus Center / Cafeteria	40,786	0	40,786	67,990	Owned
1997	1G	Main Gate House	0	0	0	0	Owned
1993	1L	Library / Cyber Cafe	83,308	0	83,308	118,231	Owned
1942	1M	Campus Services & Central Plant	38,725	0	38,725	69,201	Owned
1942	1N	Computer Science / Eng Sci & Physics	21,813	0	21,813	44,734	Owned
1993	1P	Center for the Arts	77,909	0	77,909	145,140	Owned
1993	1R	Sports & Recreation Center	49,048	0	49,048	78,647	Owned
1942	1S	Mathematics Building	25,165	0	25,165	44,445	Owned
1942	2A	North Administration Building	41,956	606	42,562	80,734	Owned
1997	2G	Gate House	0	0	0	0	Owned

Building Inventory by College

As of Fall 2011

Date Built	Building Code	Building Name	CUNY NASF	Non-CUNY NASF	Total NASF	Total GSF	Title
------------	---------------	---------------	-----------	---------------	------------	-----------	-------

Senior

College of Staten Island							
1942	2M	Warehouse (Vacant)	80,121	0	80,121	121,918	Owned
1942	2N	History / Pol Sci / Econ & Philosophy	21,616	0	21,616	44,527	Owned
1993	2R	Children's Center	5,970	0	5,970	8,327	Owned
1942	2S	English / Modern Languages	17,506	0	17,506	40,605	Owned
1942	3A	West Administration Building	10,360	0	10,360	19,093	Owned
1942	3N	Business Building	19,176	0	19,176	48,430	Owned
1942	3S	Education Building	19,333	0	19,333	48,458	Owned
1942	4N	Engineering Technology - West	17,663	0	17,663	44,533	Owned
1942	4S	Psychology / Sociology, Anthropology & Soc	17,222	0	17,222	44,567	Owned
1942	5N	Physical Therapy	22,341	0	22,341	44,531	Owned
1942	5S	Marcus Hall - Nursing	21,029	0	21,029	44,523	Owned
1993	6N	Astrophysical Observatory	476	0	476	576	Owned
1993	6S	Biological & Chemical Sciences	68,203	0	68,203	114,664	Owned
1942	7N	Pump House	0	0	0	1,046	Owned
Total Staten Island Owned			740,204	606	740,810	1,351,484	
Total # of Total Staten Island Leased			0	0	0	0	
Buildings = 25 Total Staten Island			740,204	606	740,810	1,351,484	

CUNY School of Law at Queens College							
1943	42001	CUNY School of Law at Queens College	90,358	0	90,358	179,841	Owned
Total CUNY Law Owned			90,358	0	90,358	179,841	
Total # of Total CUNY Law Leased			0	0	0	0	
Buildings = 1 Total CUNY Law			90,358	0	90,358	179,841	

The Graduate Center							
1905	02	Graduate Center	380,647	0	380,647	616,781	Owned
Total Graduate Center Owned			380,647	0	380,647	616,781	
Total # of Total Graduate Center Leased			0	0	0	0	
Buildings = 1 Total Graduate Center			380,647	0	380,647	616,781	

Graduate School of Journalism							
1923	45001	Graduate School of Journalism	24,063	0	24,063	44,190	Leased
Total School of Journalism Owned			0	0	0	0	
Total # of Total School of Journalism Leased			24,063	0	24,063	44,190	
Buildings = 1 Total School of Journalism			24,063	0	24,063	44,190	

Building Inventory by College

As of Fall 2011

Date Built	Building Code	Building Name	CUNY NASF	Non-CUNY NASF	Total NASF	Total GSF	Title
------------	---------------	---------------	-----------	---------------	------------	-----------	-------

Senior

William E. Macaulay Honors College							
1904	11001	William E. Macaulay Honors College	12,521	0	12,521	24,096	Owned
Total Honors College Owned			12,521	0	12,521	24,096	
Total # of Buildings = 1			0	0	0	0	
Total Honors College Leased			0	0	0	0	
Total Honors College			12,521	0	12,521	24,096	

Hunter College							
1937	05001	North Building	399,132	0	399,132	751,718	Owned
1950	05002	Brookdale West Building	105,290	0	105,290	210,232	Owned
1950	05002A	Brookdale North Building	108,751	0	108,751	198,610	Owned
1950	05002B	Brookdale East Building	66,868	0	66,868	129,622	Owned
1983	05003	West Building	215,255	915	216,170	394,920	Owned
1983	05004	East Building	194,904	0	194,904	327,863	Owned
1900	05008	Thomas Hunter Hall	53,101	0	53,101	103,161	Owned
1961	05012	Parliamo Italiano	0	0	0	7,360	Owned
1907	05014	Roosevelt House	9,029	0	9,029	19,665	Owned
1976	05015	Campus School	6,495	107,565	114,060	198,701	Owned
1880	05045	Seventh Regiment Armory	600	0	600	700	Leased
1956	05050	Master of Fine Arts Building	95,336	21,896	117,232	170,622	Owned
2011	05051	Silberman School of Social Work	83,078	3,703	86,781	146,922	Owned
Total Hunter Owned			1,337,239	134,079	1,471,318	2,659,396	
Total # of Buildings = 13			600	0	600	700	
Total Hunter Leased			0	0	0	0	
Total Hunter			1,337,839	134,079	1,471,918	2,660,096	

John Jay College of Criminal Justice							
1906	06001	Haaren Hall Building	228,410	0	228,410	383,087	Owned
2011	06002	Haaren Hall Extension	165,571	0	165,571	338,067	Owned
1973	06003	BMW Building	31,776	0	31,776	43,762	Leased
2004	06004	Westport Building	32,256	0	32,256	49,397	Leased
1958	06006	North Hall	198,695	136	198,831	299,222	Owned
1974	06007	54th Street Academic Annex	14,711	0	14,711	25,388	Leased
Total John Jay Owned			592,676	136	592,812	1,020,376	
Total # of Buildings = 6			78,743	0	78,743	118,547	
Total John Jay Leased			0	0	0	0	
Total John Jay			671,419	136	671,555	1,138,923	

Building Inventory by College

As of Fall 2011

Date Built	Building Code	Building Name	CUNY NASF	Non-CUNY NASF	Total NASF	Total GSF	Title
------------	---------------	---------------	-----------	---------------	------------	-----------	-------

Senior

Lehman College							
1934	07001	Gillet Hall	59,573	0	59,573	121,862	Owned
1934	07002	Davis Hall	74,371	0	74,371	126,720	Owned
1934	07003	Music Building	52,841	8,134	60,975	123,767	Owned
1974	07003A	Chiller Plant	49	0	49	6,543	Owned
1934	07004	Old Gymnasium Building	46,369	6,454	52,823	92,282	Owned
1960	07005	Shuster Hall	50,174	0	50,174	102,966	Owned
1960	07006	Fine Arts Building	31,386	0	31,386	48,619	Owned
1970	07007	Carman Hall	158,121	7,489	165,610	292,537	Owned
1994	07008	APEX Building	92,184	0	92,184	149,284	Owned
1980	07009	Speech & Theater Building	71,836	780	72,616	140,926	Owned
1980	07010	Concert Hall	42,201	0	42,201	73,959	Owned
1980	07011	Library	88,550	0	88,550	124,736	Owned
1981	07012	Student Life Building	14,853	0	14,853	24,277	Owned
2002	07014	Communications Building	954	0	954	2,296	Owned
1934	07025	Tunnels	0	0	0	35,947	Owned
1968	070R	Reservoir Building - H.S. (D. O. E.)	0	13,092	13,092	19,739	Owned
1972	070T-1	Bookstore Building	7,489	0	7,489	8,293	Owned
1973	070T-3	Nursing Building	17,330	0	17,330	26,274	Owned
Total Lehman Owned			808,281	35,949	844,230	1,521,027	
Total # of Buildings = 18			0	0	0	0	
Total Lehman Leased			0	0	0	0	
Total Lehman			808,281	35,949	844,230	1,521,027	

Medgar Evers College							
1987	04001	Bedford Building	91,258	0	91,258	142,302	Owned
2005	04002	School of Business and Student Services	23,400	0	23,400	44,620	Owned
1906	04009	Carroll Street Building	88,044	686	88,730	166,293	Owned
1987	04009A	Portable P01 P03	0	1,336	1,336	1,430	Owned
1987	04009A-E	Electric Room for Portables	0	0	0	140	Owned
1987	04009B	Portable P02 P04	0	1,336	1,336	1,430	Owned
1987	04009C	Portable P05 P07 P09A	1,306	0	1,306	1,430	Owned
1987	04009D	Portable P06 P08	1,336	0	1,336	1,430	Owned
1987	04009E	Portable P09 P10	1,335	0	1,335	1,430	Owned
1987	04009F	Portable P11 P13	1,301	0	1,301	1,430	Owned
1997	04009G	Portable P15 P17	1,336	0	1,336	1,430	Owned

Building Inventory by College

As of Fall 2011

Date Built	Building Code	Building Name	CUNY NASF	Non-CUNY NASF	Total NASF	Total GSF	Title
------------	---------------	---------------	-----------	---------------	------------	-----------	-------

Senior

Medgar Evers College							
1997	04009H	Portable P12 P14	1,336	0	1,336	1,430	Owned
1997	04009I	Portable P16 P18	1,336	0	1,336	1,430	Owned
1987	04009J	Portable P19	668	0	668	1,430	Owned
1987	04009K	Portable P20 P23	1,336	0	1,336	1,430	Owned
1987	04009L	Portable P21	618	0	618	720	Owned
1987	04009M	Portable P22	605	0	605	672	Owned
2010	04012	AB1 - School of Science, Health and Techno	83,643	0	83,643	189,156	Owned
1970	04018	Admissions / Bookstore Building	4,910	0	4,910	6,374	Leased
	04023	391 Eastern Pkwy (1534 Bedford Ave)	8,910	0	8,910	10,039	Leased
Total Medgar Evers Owned			298,858	3,358	302,216	559,633	
Total # of Total Medgar Evers Leased			13,820	0	13,820	16,413	
Buildings = 20 Total Medgar Evers			312,678	3,358	316,036	576,046	

NYC College of Technology							
1922	40501	Allied Health Center	79,875	0	79,875	122,576	Owned
1925	40501A	Allied Health Center Annex	3,353	0	3,353	13,410	Owned
1967	40502	Namm Commerce Center	286,965	0	286,965	481,573	Owned
1963	40503	Klitgord Center	39,487	0	39,487	60,347	Owned
2002	40504	Midway Building	15,832	0	15,832	28,218	Leased
1963	40506	Environmental Center	12,633	0	12,633	22,228	Owned
1953	40508	General Building (Con Edison)	40,717	0	40,717	69,473	Owned
1920	40509	Voorhees Building	126,592	1,292	127,884	217,867	Owned
1969	40510	111 Livingston St - EOC	29,393	0	29,393	56,456	Leased
2002	40514	Howard Building	38,398	0	38,398	69,678	Leased
	40515	16 Court Street	7,082	0	7,082	10,422	Leased
Total NYC College of Tech. Owned			589,622	1,292	590,914	987,474	
Total # of Total NYC College of Tech. Leased			90,705	0	90,705	164,774	
Buildings = 11 Total NYC College of Tech.			680,327	1,292	681,619	1,152,248	

Queens College							
1950	08001	Remsen Hall	83,438	0	83,438	168,546	Owned
1951	08002	Heating Plant	2,431	0	2,431	15,755	Owned
1954	08002A	Fuel Oil Pump House	79	0	79	451	Owned
1954	08003	Paul Klapper Hall	82,961	0	82,961	177,837	Owned
1957	08004	Fitzgerald Gymnasium	114,398	0	114,398	174,849	Owned
1966	08004A	Athletic Field House	508	0	508	725	Owned

Building Inventory by College

As of Fall 2011

Date Built	Building Code	Building Name	CUNY NASF	Non-CUNY NASF	Total NASF	Total GSF	Title
------------	---------------	---------------	-----------	---------------	------------	-----------	-------

Senior

Queens College							
1954	08004B	Irrigation Pump House	0	0	0	160	Owned
1960	08005A	Colden Auditorium	21,979	0	21,979	42,499	Owned
1960	08005B	Goldstein Theatre	19,461	0	19,461	48,626	Owned
1960	08005C	Rathaus Hall	23,588	0	23,588	42,301	Owned
1960	08005D	Gertz Speech Clinic	5,130	0	5,130	7,706	Owned
1960	08005E	King Hall	17,422	0	17,422	34,829	Owned
1961	08006	Dining Hall	37,436	0	37,436	46,298	Owned
1971	08006A	Dining Hall Addition	31,682	0	31,682	42,726	Owned
2003	08007	Hortense Powdermaker Hall	115,512	0	115,512	216,650	Owned
2003	08007A	Campbell Dome	2,685	0	2,685	8,076	Owned
1985	08008	Science Building	137,756	0	137,756	263,196	Owned
1907	08009	Virginia Frese Hall	11,006	0	11,006	20,155	Owned
1925	08010	Lloyd T Delany Hall	17,575	0	17,575	30,409	Owned
1925	08011	Laura Arthur Colwin Hall	19,260	0	19,260	30,429	Owned
1907	08012	G Building	5,192	0	5,192	12,909	Owned
1907	08013	Jefferson Hall	31,584	0	31,584	49,301	Owned
1937	08014	I Building	23,226	0	23,226	39,506	Owned
1988	08015	Benjamin Rosenthal Library	177,854	0	177,854	241,178	Owned
1988	08016	School of Music	54,721	0	54,721	118,228	Owned
1907	08017	Alumni Hall Entrepreneurship Center	1,794	0	1,794	2,450	Owned
1966	08018	CEP - 1	5,813	0	5,813	7,945	Owned
1967	08019	CEP - 2	5,512	0	5,512	7,872	Owned
1967	08020	Honors Center	8,820	0	8,820	12,891	Owned
1946	08028	L-1 B & G Administration	1,831	0	1,831	2,022	Owned
1946	08029	L-2 B & G Lockers	717	0	717	780	Owned
1975	08029B	L-3 B & G Laborers & Station Engineers	1,840	0	1,840	2,099	Owned
1975	08029C	L-4 B & G Shop & Storage	5,502	0	5,502	6,134	Owned
1975	08029D	L-5 B & G Equipment	7,723	0	7,723	8,275	Owned
1968	08030	Margaret Kiely Hall	115,797	0	115,797	216,099	Owned
1960	08030A	Guard House	955	0	955	1,225	Owned
1970	08043	Gregory Razran Hall	31,846	0	31,846	55,345	Owned
1971	08057	Kissena Hall	20,780	0	20,780	32,941	Leased
1972	08064	Student Union	74,834	3,355	78,189	194,117	Owned



Building Inventory by College

As of Fall 2011

Date Built	Building Code	Building Name	CUNY NASF	Non-CUNY NASF	Total NASF	Total GSF	Title
------------	---------------	---------------	-----------	---------------	------------	-----------	-------

Senior

Queens College							
1972	08065	Horace Harding Building	1,732	0	1,732	3,257	Leased
2001	08067	Tennis Structure	36,691	0	36,691	38,024	Owned
1965	08069	Louis Armstrong House	2,192	0	2,192	2,492	Leased
1995	08070	Flushing Center for Higher Education	7,257	0	7,257	10,000	Leased
1949	08071	Extension Center	13,699	0	13,699	19,725	Leased
	08072	Tunnels	0	0	0	0	Owned
Total Queens Owned			1,336,559	3,355	1,339,914	2,388,623	
Total # of Buildings = 45			Total Queens Leased	45,660	0	45,660	68,415
Total Queens			1,382,219	3,355	1,385,574	2,457,038	

York College							
1986	10001	Academic Core	363,650	96	363,746	657,782	Owned
1989	10002	Performing Arts Center	33,378	0	33,378	76,713	Owned
1989	10003	Health & Physical Education Complex	53,558	0	53,558	80,767	Owned
1973	10004	Science Building	18,487	21,177	39,664	61,773	Owned
1974	10005	Classroom Building	20,165	4,598	24,763	39,004	Owned
1989	10006	Athletic Field Storage	3,315	0	3,315	4,960	Owned
2008	10010	St. Monicas / Child Care Center	5,807	0	5,807	10,608	Owned
Total York Owned			498,360	25,871	524,231	931,607	
Total # of Buildings = 7			Total York Leased	0	0	0	0
Total York			498,360	25,871	524,231	931,607	

Total # of Buildings = 191			Total Senior Owned	10,406,625	295,447	10,702,072	19,136,751
			Total Senior Leased	298,251	0	298,251	485,283
Total Senior			10,704,876	295,447	11,000,323	19,622,034	

Building Inventory by College

As of Fall 2011

Date Built	Building Code	Building Name	CUNY NASF	Non-CUNY NASF	Total NASF	Total GSF	Title
------------	---------------	---------------	-----------	---------------	------------	-----------	-------

Community

Borough of Manhattan Community College							
1983	25001	Chambers St. Building (Main Campus)	448,683	0	448,683	724,545	Owned
1970	25010	State Office Bldg. (Language Immersion)	9,415	0	9,415	12,793	Leased
1987	25013	70 Murray Street	89,905	0	89,905	155,859	Leased
1924	25015	Inwood / Washington Heights Campus	6,808	0	6,808	8,556	Leased
	25016	25 Broadway	19,313	0	19,313	36,098	Leased
2001	250TRD	Chambers St. Building (Trailers)	7,320	0	7,320	7,994	Owned
Total BMCC Owned			456,003	0	456,003	732,539	
Total # of Buildings = 6			125,441	0	125,441	213,306	
Total BMCC Leased			581,444	0	581,444	945,845	
Total BMCC							

Bronx Community College							
1960	21005	Colston Hall	60,823	0	60,823	122,159	Owned
1958	21006	Community Hall	16,783	0	16,783	31,040	Owned
1961	21008	Begrisch Hall	3,697	0	3,697	6,885	Owned
1960	21009	Polowczyk Hall	36,252	0	36,252	65,051	Owned
1859	21010	Butler Hall	8,244	0	8,244	13,530	Owned
1894	21011	Language Hall	11,047	0	11,047	20,934	Owned
1900	21012	Gould Memorial Library	31,964	0	31,964	70,588	Owned
1900	21013	Hall of Fame, Auditorium & Colonade	6,474	0	6,474	13,581	Owned
1912	21014	Philosophy Hall	12,293	0	12,293	21,026	Owned
1963	21015	Clock Tower	112	0	112	160	Owned
1953	21016	Main Guard House	45	0	45	73	Owned
1953	21017	Roscoe C. Brown Student Center	34,087	0	34,087	73,080	Owned
1964	21018	Brown Annex	7,426	0	7,426	15,142	Owned
1896	21019	Gould Hall	23,474	0	23,474	41,365	Owned
1954	21020	Loew Hall	29,845	0	29,845	53,375	Owned
1965	21021	Systems Science	1,299	0	1,299	1,681	Owned
1920	21022	Loew Annex	7,037	0	7,037	10,397	Owned
1931	21023	Alumni Gymnasium	48,152	0	48,152	71,409	Owned
1926	21024	Nichols Hall	52,702	0	52,702	75,452	Owned
1965	21025	New Hall	29,974	0	29,974	40,410	Owned
1979	21026	Energy Plant	3,366	0	3,366	20,417	Owned
1936	21027	Bliss Hall	15,480	0	15,480	32,992	Owned
1926	21028	Guggenheim Hall	13,433	0	13,433	21,788	Owned

Building Inventory by College

As of Fall 2011

Date Built	Building Code	Building Name	CUNY NASF	Non-CUNY NASF	Total NASF	Total GSF	Title
------------	---------------	---------------	-----------	---------------	------------	-----------	-------

Community

Bronx Community College							
1967	21029	Meister Hall	108,824	3,487	112,311	228,787	Owned
1920	21030	Sage Hall	18,369	0	18,369	28,604	Owned
1961	21030A	Sage Annex	6,412	0	6,412	13,700	Owned
1857	21031	South Hall	8,862	0	8,862	16,028	Owned
1895	21032	Havemeyer Lab	8,049	0	8,049	12,121	Owned
1918	21033	Havemeyer Lab Annex	4,477	0	4,477	6,572	Owned
1968	21034	Greenhouse	222	0	222	265	Owned
2011	21047	Child Development Building	8,814	0	8,814	13,327	Owned
1920	21048	Snow Hall	0	6,942	6,942	10,496	Owned
1880	21050	MacCracken Hall	7,829	0	7,829	16,023	Owned
1953	21051	Patterson Hall	22,145	0	22,145	33,695	Owned
1953	21052	Patterson Garage	5,802	0	5,802	6,184	Owned
1925	21056	Altschul House	5,420	0	5,420	8,125	Owned
	21057	University Gate	30	0	30	53	Owned
Total Bronx Owned			659,264	10,429	669,693	1,216,515	
Total # of Total Bronx Leased			0	0	0	0	
Buildings = 37 Total Bronx			659,264	10,429	669,693	1,216,515	

Hostos Community College							
1965	22001	B Building	79,887	0	79,887	135,194	Owned
1990	22002	Allied Health & Sciences Building - A	95,409	10,545	105,954	193,554	Owned
1994	22003	East Academic Complex - C	140,238	0	140,238	265,235	Owned
1995	22005	Savoy Building - D	30,168	0	30,168	43,078	Owned
1965	22006	Administration Building - G	10,359	0	10,359	13,178	Owned
1963	22007	Good Shepherd School	4,092	0	4,092	5,250	Leased
1931	22008	Carpet Building	17,800	0	17,800	29,640	Owned
1984	220T5	Trailer Site #5 (Walton)	5,737	0	5,737	8,763	Owned
1984	220T6	Trailer Site #6 (471 Lot)	3,434	0	3,434	4,364	Owned
Total Hostos Owned			383,032	10,545	393,577	693,006	
Total # of Total Hostos Leased			4,092	0	4,092	5,250	
Buildings = 9 Total Hostos			387,124	10,545	397,669	698,256	

Building Inventory by College

As of Fall 2011

Date Built	Building Code	Building Name	CUNY NASF	Non-CUNY NASF	Total NASF	Total GSF	Title
------------	---------------	---------------	-----------	---------------	------------	-----------	-------

Community

Kingsborough Community College							
1977	230A	Administration Building	34,921	0	34,921	62,121	Owned
1977	230C	West Academic Cluster - Wing C	19,497	346	19,843	34,240	Owned
1977	230D	West Academic Cluster - Wing D	18,303	557	18,860	35,308	Owned
1977	230E	West Academic Cluster - Wing E	18,671	0	18,671	33,804	Owned
1977	230F	West Academic Cluster - Wing F	22,572	0	22,572	35,803	Owned
1976	230G	Health & Physical Education Center	74,401	0	74,401	100,150	Owned
2004	230K	Leon M. Goldstein High School for the Scienc	0	78,878	78,878	133,951	Owned
1977	230L	Robert J. Kibbee Library & Media Center	83,273	0	83,273	124,303	Owned
1991	230M	Marine and Academic Center	122,261	0	122,261	204,184	Owned
1995	230MB	MV Mike Drucker Boat	0	0	0	0	Owned
1976	230P	Central Services	34,920	0	34,920	79,638	Owned
1976	230R	Security (Guard House)	674	0	674	1,108	Owned
1976	230S	Arts and Sciences Center	62,933	398	63,331	107,858	Owned
2007	230SK	Storage & Kennel	0	0	0	0	Owned
1977	230T	Leon M. Goldstein Performing Arts Center	16,386	0	16,386	21,985	Owned
1967	230T-1	Temporary Building #1 (UAPC)	15,917	810	16,727	19,316	Owned
1967	230T-2	Temporary Building #2	25,810	0	25,810	35,362	Owned
1970	230T-3	Temporary Building #3	6,776	288	7,064	10,043	Owned
1970	230T-4	Temporary Building #4	31,812	216	32,028	52,460	Owned
1970	230T-5	Temporary Building #5	11,682	0	11,682	17,264	Owned
1970	230T-6	Temporary Building #6	9,068	0	9,068	12,071	Owned
1972	230T-7	Temporary Building #7	13,672	3,179	16,851	25,135	Owned
1972	230T-8	Temporary Building #8	11,239	0	11,239	17,391	Owned
1977	230U	College Center	70,420	0	70,420	97,791	Owned
2003	230V	Academic Village	26,839	0	26,839	42,008	Owned
1992	230Z	Vehicle Storage	4,457	0	4,457	4,953	Owned
Total Kingsborough Owned			736,504	84,672	821,176	1,308,247	
Total # of Kingsborough Leased			0	0	0	0	
Total Kingsborough Buildings = 26			736,504	84,672	821,176	1,308,247	

Building Inventory by College

As of Fall 2011

Date Built	Building Code	Building Name	CUNY NASF	Non-CUNY NASF	Total NASF	Total GSF	Title
------------	---------------	---------------	-----------	---------------	------------	-----------	-------

Community

LaGuardia Community College							
1920	24001	M - Joseph Shenker Hall	146,799	13,547	160,346	282,285	Owned
1913	24003	C - Center 3 Building	410,593	210,639	621,232	882,692	Owned
1930	24005	E - E Building	222,358	0	222,358	379,364	Owned
1914	24007	B - B Building	105,358	0	105,358	197,559	Leased
Total LaGuardia Owned			779,750	224,186	1,003,936	1,544,341	
Total # of Buildings = 4			Total LaGuardia Leased	0	105,358	197,559	
			Total LaGuardia	224,186	1,109,294	1,741,900	

New Community College							
	28001	NCC - 40th Street	43,101	0	43,101	74,189	Leased
Total New Community College Owned			0	0	0	0	
Total # of Buildings = 1			Total New Community College Leased	43,101	0	43,101	74,189
			Total New Community College	43,101	0	43,101	74,189

Queensborough Community College							
1910	27001	Oakland Building	11,258	0	11,258	25,490	Owned
1963	27002	Technology Building	19,714	0	19,714	30,549	Owned
1967	27003	Kurt Schmeller Library	73,552	514	74,066	107,763	Owned
1967	27004	Science Building	98,639	0	98,639	175,254	Owned
1967	27005	Kennedy Hall Gymnasium	51,764	0	51,764	79,959	Owned
1967	27005A	Boiler Room	416	0	416	5,215	Owned
1970	27006	Cafeteria / Student Union Building	23,252	0	23,252	42,185	Owned
1976	27010	Service Building	18,715	0	18,715	26,441	Owned
1978	27011	Administration / Business Building	46,879	0	46,879	75,200	Owned
1978	27012	Medical Arts Building	76,739	0	76,739	137,899	Owned
1970	27030	Humanities Building	96,377	0	96,377	164,624	Owned
1976	270T-4	C Building	12,969	0	12,969	20,644	Owned
1983	270T-5	Temporary #5 - Garage	2,048	0	2,048	2,313	Owned
2008	270TR1	Annex A	1,206	0	1,206	1,307	Owned
2008	270TR2	Annex B	1,206	0	1,206	1,307	Owned
1967	270Y-1	Temporary Y1	8,645	0	8,645	10,243	Owned
1967	270Y-2	Temporary Y2	9,293	306	9,599	12,850	Owned
1965	270Z	Temporary Z	6,148	0	6,148	8,660	Owned
Total Queensborough Owned			558,820	820	559,640	927,903	
Total # of Buildings = 18			Total Queensborough Leased	0	0	0	
			Total Queensborough	820	559,640	927,903	



Building Inventory by College

As of Fall 2011

Date Built	Building Code	Building Name	CUNY NASF	Non-CUNY NASF	Total NASF	Total GSF	Title
Total # of Buildings = 101			3,573,373	330,652	3,904,025	6,422,551	
Total Community Owned			3,573,373	330,652	3,904,025	6,422,551	
Total Community Leased			277,992	0	277,992	490,304	
101 Total Community			3,851,365	330,652	4,182,017	6,912,855	

Building Inventory by College

As of Fall 2011

Date Built	Building Code	Building Name	CUNY NASF	Non-CUNY NASF	Total NASF	Total GSF	Title
------------	---------------	---------------	-----------	---------------	------------	-----------	-------

Central Office

CUNY Central Office							
1939	43001	80th St - Main Building	47,893	0	47,893	83,776	Owned
1973	43003	31st St - Administration & Student Services	23,304	0	23,304	43,557	Leased
1965	43005	CUNY - Albany Office	1,100	0	1,100	1,208	Leased
1973	43009	1114 6th Ave. - Admissions	14,899	0	14,899	28,681	Leased
1972	43011	57th St - BMW Building	85,728	0	85,728	141,746	Leased
1923	43012	Research Foundation Building	22,724	0	22,724	37,112	Owned
1949	43013	25 West 43rd Street	15,301	3,342	18,643	28,898	Leased
2002	43014	CUNY on the Concourse	13,035	0	13,035	27,545	Leased
	43015	CUNY Express	3,660	0	3,660	6,318	Leased
	43016	16 Court Street	11,176	0	11,176	21,941	Leased
	43017	395 Hudson Street	64,556	0	64,556	105,683	Leased
Total Central Office Owned			70,617	0	70,617	120,888	
Total # of Buildings = 11					Total Central Office Leased	232,759	3,342
Total Central Office			303,376	3,342	306,718	405,577	526,465

Total Central Office Owned			70,617	0	70,617	120,888	
Total # of Buildings = 11					Total Central Office Leased	232,759	3,342
Total Central Office			303,376	3,342	306,718	405,577	526,465

Total University Owned			14,050,615	626,099	14,676,714	25,680,190	
Total # of Buildings = 303					Total University Leased	809,002	3,342
Total University			14,859,617	629,441	15,489,058	27,061,354	

Source: Data obtained from CUNY Facilities Inventory Database and survey of Campus Facilities - October 2011

CUNY NASF: includes all assignable space, including vacant/unassigned

Non-CUNY NASF: CUNY maintained space occupied by non-CUNY functions, such as DOE schools, DASNY offices and community uses.

Master Plan and Space Needs Overview

As of Fall 2011

Campus	Master Plan Status	M.P. Projected FTES	M.P. Approved NASF	Actual FTES Fall 2010	Needed NASF for 2010 FTES	Net Assignable Sqaure Feet (NASF)					Actual FTES vs MP FTES	Occupied vs Needed	Occupied vs Projected
						Owned Occupied	Owned Vacant	Leased/ Temp	Non CUNY	Total			
Footnotes:	A	B	C	D	E	F	G	H	I	J	K	L	M

Senior

Baruch	2008	12,853	906,980	15,032	1,139,029	858,717	0	21,687	395	880,799	1.17%	0.77%	0.97%
Brooklyn	2011	16,942	1,467,099	15,526	1,432,595	1,374,394	0	6,824	18,684	1,399,902	0.92%	0.96%	0.94%
City College	1973	15,305	1,747,000	13,316	1,364,175	1,471,836	16,353	16,149	71,722	1,576,060	0.87%	1.09%	0.85%
CUNY Law	1983	450	89,570	441	59,548	90,358	0	0	0	90,358	0.98%	1.52%	1.01%
Graduate Center	1994	3,422	375,000	4,476	408,561	380,647	0	0	0	380,647	1.31%	0.93%	1.02%
Hunter	1999	15,492	1,629,093	22,234	1,851,535	1,337,239	0	600	134,079	1,471,918	1.44%	0.72%	0.82%
John Jay	1995	10,334	733,190	12,722	976,042	592,676	0	78,743	136	671,555	1.23%	0.69%	0.92%
Lehman	2004	6,588	898,463	8,915	878,567	790,951	0	17,330	35,949	844,230	1.35%	0.92%	0.90%
Medgar Evers	1995	4,897	576,747	5,365	526,305	286,345	0	26,333	3,358	316,036	1.10%	0.59%	0.54%
NYC College of Tech.	2000	10,786	990,424	11,339	1,070,292	581,105	8,517	90,705	1,292	681,619	1.05%	0.63%	0.68%
Queens	2006	12,772	1,485,713	17,666	1,600,989	1,318,326	3,852	60,041	3,355	1,385,574	1.38%	0.86%	0.93%
School of Journalism	N/A	0	0	174	18,301	0	0	24,063	0	24,063	0.00%	1.31%	0.00%
Staten Island	2010	13,622	235,000	12,173	986,542	740,204	0	0	606	740,810	0.89%	0.75%	3.15%
York	2011	7,450	702,734	5,862	554,615	459,405	303	38,652	25,871	524,231	0.79%	0.90%	0.71%

Community

BMCC	1994	14,418	1,177,584	19,084	1,306,185	448,683	0	132,761	0	581,444	1.32%	0.45%	0.49%
Bronx	2007	7,509	661,808	9,135	708,683	659,264	0	0	10,429	669,693	1.22%	0.93%	1.00%
Hostos	1983*	5,512	328,501	5,270	376,202	342,237	31,624	13,263	10,545	397,669	0.96%	0.94%	1.08%
Kingsborough	1995	12,477	923,172	15,516	1,098,777	610,528	0	125,976	84,672	821,176	1.24%	0.67%	0.80%
LaGuardia	2007	11,250	887,727	16,054	1,102,859	701,098	78,652	105,358	224,186	1,109,294	1.43%	0.73%	0.91%
Queensborough	2001	8,428	728,339	11,469	858,249	515,767	1,538	41,515	820	559,640	1.36%	0.65%	0.77%

A) Date last approved or amended, an * denotes a revision in progress

B) and C) Per approved Master Plan

D) FTES data from Institutional Research Faculty Teaching Load Report for Fall 2010.

E) Needed NASF figures are derived from applying the approved CUNY Space Guidelines to the Teaching Load Report FTES data.

F) Owned Occupied NASF represents all CUNY occupied NASF; excludes Vacant; Non-CUNY entities (i.e. D.O.E. High Schools) and owned temporary buildings (included in "Leased / Temp").

G) Owned Vacant NASF represents all vacant/under construction NASF; excludes Non-CUNY entities (i.e. D.O.E. High Schools) and owned temporary buildings (included in "Leased / Temp").

H) Leased / Temp NASF includes all leased and owned temporary buildings.

I) NASF used by Non-CUNY entities (i.e. D.O.E. High Schools).

J) The total of columns F + G + H + I

K) Column D divided by column B

L) Columns F + H divided by column E

M) Columns F + H divided by column C

NOTE: Honors College FTES are reported with the student's enrolled college.

Summary of Instructional and Administrative NASF: Need vs. Inventory

As of Fall 2011

Campus	Fall 2010 FTES ¹	Instructional NASF		Research NASF		Academic/Admin. Offices NASF		Library NASF		NASF per FTES for Instruct. & Admin Functions		Surplus / Deficit %
		Need ²	Existing	Need ²	Existing	Need ²	Existing	Need ²	Existing	Need ³	Existing	
Senior												
Baruch	15,032	284,509	204,149	99,452	8,268	206,493	299,962	157,576	96,418	50	41	-19%
Brooklyn	15,526	374,575	357,574	134,516	103,310	231,767	296,313	267,890	185,916	65	61	-7%
City College	13,316	397,683	435,992	124,552	171,271	212,648	375,105	266,993	171,207	75	87	15%
CUNY Law	441	5,359	26,524	10,665	0	9,956	23,909	15,462	24,894	94	171	82%
Graduate Center	4,476	51,465	32,274	56,615	18,639	110,827	169,295	72,385	60,048	65	63	-4%
Honors College	0	0	3,174	0	0	0	3,059	0	0	0	0	0%
Hunter	22,234	537,396	331,829	191,064	83,279	310,726	309,167	250,117	135,069	58	39	-33%
John Jay	12,722	251,806	152,380	82,527	8,089	183,710	226,944	114,495	52,881	50	35	-30%
Lehman	8,915	226,615	204,573	62,708	32,354	151,129	163,521	131,388	85,944	64	55	-15%
Medgar Evers	5,365	135,442	102,366	21,116	9,651	88,180	90,147	50,618	25,902	55	43	-23%
NYC College of Tech.	11,339	405,862	318,148	30,503	582	192,395	161,324	98,705	43,384	64	46	-28%
Queens	17,666	468,162	341,295	168,884	113,276	259,337	308,927	242,624	165,549	64	53	-18%
School of Journalism	174	3,693	11,335	1,098	0	5,833	7,394	1,650	1,107	70	114	62%
Staten Island	12,173	301,572	182,719	54,465	36,465	182,403	156,767	111,106	72,068	53	37	-31%
York	5,862	138,267	141,433	25,098	14,758	93,353	123,123	60,938	50,043	54	56	4%
Total Senior	145,241	3,582,405	2,845,765	1,063,262	599,942	2,238,756	2,714,957	1,841,946	1,170,430			
Community												
BMCC	19,084	435,350	213,988	1,701	336	258,440	144,879	136,911	40,138	44	21	-52%
Bronx	9,135	256,779	202,853	2,521	2,519	129,680	146,259	74,095	31,342	51	42	-17%
Hostos	5,270	100,521	100,075	335	0	78,013	109,002	41,447	18,968	42	43	4%
Kingsborough	15,516	348,202	234,457	2,196	1,519	216,634	202,935	120,198	43,342	44	31	-30%
LaGuardia	16,054	348,440	255,728	2,456	4,265	225,046	304,689	118,452	34,081	43	37	-14%
New Community College	0	0	19,617	0	0	0	14,082	0	6,270	0	0	0%
Queensborough	11,469	268,943	227,463	1,710	5,078	178,251	123,699	94,340	38,912	47	34	-27%
Total Community	76,527	1,758,235	1,254,181	10,919	13,717	1,086,064	1,045,545	585,443	213,053			
Total University	221,769	5,340,640	4,099,946	1,074,181	613,659	3,324,820	3,760,502	2,427,389	1,383,483			

1. FTES= Full Time Equivalent Students (Institutional Research - Fall 2010 Teaching Load Reports). The University's total enrollment for Fall 2010 was 262,321 (Institutional Research Report ENRL-0001).
 2. Space needs are generated by applying approved CUNY Space Guidelines to FTES data from the Institutional Research Faculty Teaching Load Report for Fall 2010. Space guidelines are adjusted during campus master planning and specific project programming to reflect current teaching and research methods.
 3. Variations in NASF/FTE Need reflect variations in college curricula and enrollment by disciplines.
 NOTE: Honors College FTES are reported with the student's enrolled college.



Summary of Net Area Distribution

As of Fall 2011

Campus	Instructional NASF	Research NASF	Academic/ Admin. Offices NASF	Library NASF	Support Services NASF	Campus Services NASF	Other NASF	Campus Total
Baruch	204,149	8,268	299,962	96,418	224,564	44,582	2,856	880,799
Brooklyn	357,574	103,310	296,313	185,916	343,818	78,049	34,922	1,399,902
City College	435,992	171,271	375,105	171,207	232,614	64,724	125,147	1,576,060
CUNY Law	26,524	0	23,909	24,894	10,243	4,470	318	90,358
Graduate Center	32,274	18,639	169,295	60,048	81,357	18,436	598	380,647
Honors College	3,174	0	3,059	0	6,114	174	0	12,521
Hunter	331,829	83,279	309,167	135,069	388,629	73,414	150,531	1,471,918
John Jay	152,380	8,089	226,944	52,881	183,566	47,541	154	671,555
Lehman	204,573	32,354	163,521	85,944	250,235	67,462	40,141	844,230
Medgar Evers	102,366	9,651	90,147	25,902	62,699	20,817	4,454	316,036
NYC College of Tech.	318,148	582	161,324	43,384	98,504	33,677	26,020	681,619
Queens	341,295	113,276	308,927	165,549	366,601	74,866	15,060	1,385,574
School of Journalism	11,335	0	7,394	1,107	4,227	0	0	24,063
Staten Island	182,719	36,465	156,767	72,068	148,936	74,562	69,293	740,810
York	141,433	14,758	123,123	50,043	129,450	37,619	27,805	524,231
Total Senior	2,845,765	599,942	2,714,957	1,170,430	2,531,557	640,393	497,299	11,000,323
BMCC	213,988	336	144,879	40,138	139,295	36,464	6,344	581,444
Bronx	202,853	2,519	146,259	31,342	127,584	58,912	100,267	669,693
Hostos	100,075	0	109,002	18,968	96,654	28,964	44,006	397,669
Kingsborough	234,457	1,519	202,935	43,342	212,403	40,111	86,409	821,176
LaGuardia	255,728	4,265	304,689	34,081	126,060	63,810	320,661	1,109,294
New Community College	19,617	0	14,082	6,270	1,429	1,639	64	43,101
Queensborough	227,463	5,078	123,699	38,912	122,269	38,308	3,911	559,640
Total Community	1,254,181	13,717	1,045,545	213,053	825,694	268,208	561,662	4,182,017
Total University	4,099,946	613,659	3,760,502	1,383,483	3,357,251	908,601	1,058,961	15,182,340

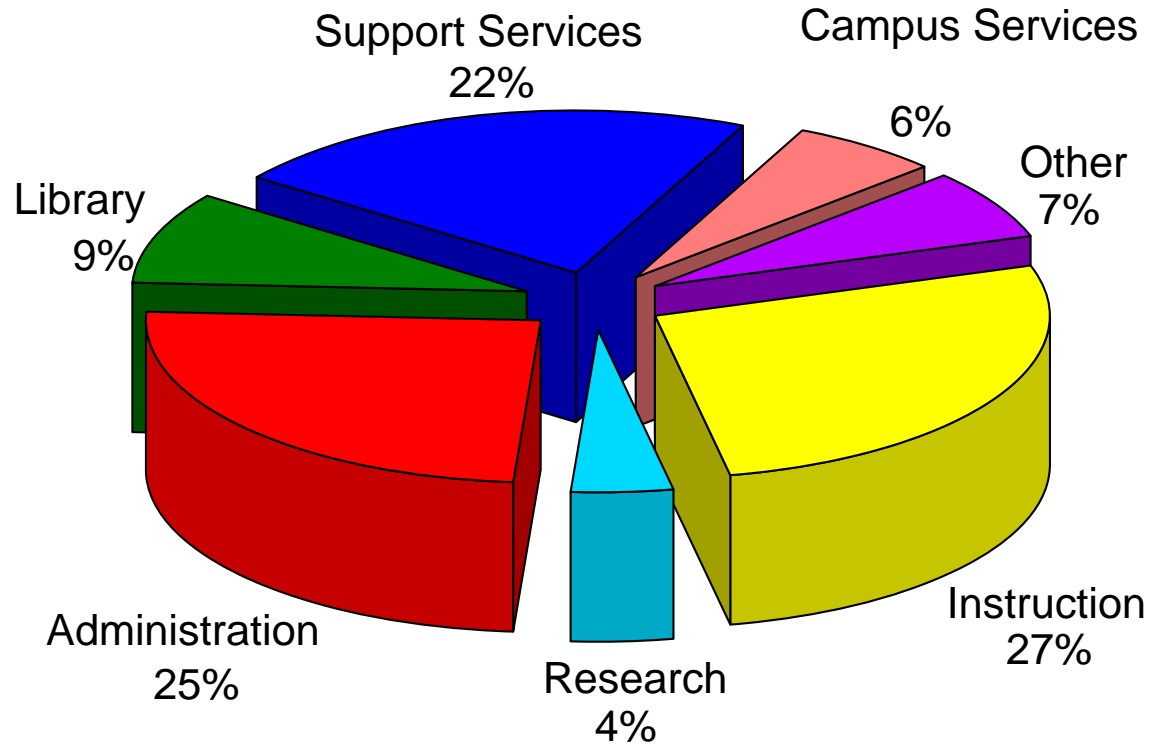
Support Services: includes total NASF for Student/Faculty Services, Physical Education, Instructional Resources, Data Processing and Assembly spaces.

Other: includes unassigned and Non-Institutional Agencies spaces.

Summary of Net Area Distribution

As of Fall 2011

	<u>Instructional NASF</u>	<u>Research NASF</u>	<u>Academic/ Admin. Offices NASF</u>	<u>Library NASF</u>	<u>Support Services NASF</u>	<u>Campus Services NASF</u>	<u>Other NASF</u>	<u>Total</u>
Total University	4,099,946	613,659	3,760,502	1,383,483	3,357,251	908,601	1,058,961	15,182,340



Support Services: includes total NASF for Student/Faculty Services, Physical Education, Instructional Resources, Data Processing and Assembly spaces.

Other: includes unassigned and Non-Institutional Agencies spaces.

Public Assembly Facilities

As of Fall 2011

Campus	Black Box	Recital Hall	Small Theater (Under 300 Stations)	Large Theater (Over 300 Stations)	Auditorium	Number of Lecture Spaces					Total Lecture Spaces
						70-100 Stations	101-130 Stations	131-200 Stations	201-300 Stations	301+ Stations	

Senior

Baruch	1	2	1	0	1	13	7	1	1	3	25
Brooklyn	1	1	0	2	1	7	4	4	2	0	17
City College	1	3	4	1	1	5	5	2	4	0	16
CUNY Law	0	0	0	0	1	1	0	0	1	0	2
Graduate Center	0	2	0	0	1	0	1	0	0	0	1
Honors College	0	0	0	0	0	0	0	0	0	0	0
Hunter	0	1	1	1	3	7	5	3	2	0	17
John Jay	1	0	0	1	0	2	0	2	1	0	5
Lehman	1	2	1	1	2	1	5	1	1	0	8
Medgar Evers	0	0	0	0	2	1	0	0	0	0	1
NYC College of Tech.	0	0	2	0	1	1	0	0	0	0	1
Queens	0	4	2	0	2	7	5	2	3	0	17
School of Journalism	0	0	0	0	0	0	0	0	0	0	0
Staten Island	1	1	0	1	1	5	0	1	0	0	6
York	1	2	0	0	1	11	0	2	1	0	14
Total Spaces	7	18	11	7	17	61	32	18	16	3	130
Total Stations	1,391	2,697	2,370	7,755	16,560	5,154	3,705	2,973	4,099	1,377	17,308

Community

BMCC	1	2	2	0	1	2	1	1	0	0	4
Bronx	0	1	0	0	2	3	1	1	1	0	6
Hostos	0	0	0	2	0	0	0	0	0	0	0
Kingsborough	2	2	2	1	0	13	2	2	0	0	17
LaGuardia	1	0	1	1	0	0	1	0	0	0	1
New Community College	0	0	0	0	0	0	0	0	0	0	0
Queensborough	1	2	0	0	1	2	0	2	1	0	5
Total Spaces	5	7	5	4	4	20	5	6	2	0	33
Total Stations	761	525	905	3,012	2,846	1,765	569	1,088	504	0	3,926
Total University Spaces	12	25	16	11	21	81	37	24	18	3	163
Total University Stations	2,152	3,222	3,275	10,767	19,406	6,919	4,274	4,061	4,603	1,377	21,234

For detailed information on the Black Box, Recital Hall, Small Theater, Large Theater and Auditorium spaces see Statistics 23.

As of Fall 2011

Black Box

Campus	Building	Cap
Baruch	William & Anita Newman Vertical Campus	300
BMCC	Chambers St. Building (Main Campus)	400
Brooklyn	Whitman / Gershwin Hall	120
City College	Aaron Davis Hall	238
John Jay	Haaren Hall Extension	99
Kingsborough	Robert J. Kibbee Library & Media Center	41
Kingsborough	Robert J. Kibbee Library & Media Center	70
LaGuardia	M - Joseph Shenker Hall	120
Lehman	Speech & Theater Building	265
Queensborough	Temporary Z	130
Staten Island	Center for the Arts	182
York	Performing Arts Center	187

Small Theater

Campus	Building	Cap
Baruch	Lawrence & Eris Field Building	65
BMCC	Chambers St. Building (Main Campus)	262
BMCC	Chambers St. Building (Main Campus)	25
City College	Compton - Goethals Hall	152
City College	Compton - Goethals Hall	70
City College	North Academic Center	428
City College	Shepard Hall	76
Hunter	North Building	821
Kingsborough	Leon M. Goldstein Performing Arts Center	120
Kingsborough	Marine and Academic Center	298
LaGuardia	M - Joseph Shenker Hall	200
Lehman	Speech & Theater Building	70
NYC College of Tech.	Namm Commerce Center	188
NYC College of Tech.	Voorhees Building	200
Queens	King Hall	260
Queens	Rathaus Hall	40

Large Theater

Campus	Building	Cap
Brooklyn	Whitman / Gershwin Hall	4238
Brooklyn	Whitman / Gershwin Hall	586
City College	Aaron Davis Hall	950
Hostos	East Academic Complex - C	364
Hostos	East Academic Complex - C	1172
Hunter	Thomas Hunter Hall	300
John Jay	Haaren Hall Building	743
Kingsborough	Leon M. Goldstein Performing Arts Center	726
LaGuardia	E - E Building	750
Lehman	Speech & Theater Building	496
Staten Island	Center for the Arts	442

Recital Hall

Campus	Building	Cap
Baruch	Lawrence & Eris Field Building	100
Baruch	William & Anita Newman Vertical Campus	200
BMCC	Chambers St. Building (Main Campus)	40
BMCC	Chambers St. Building (Main Campus)	30
Bronx	Meister Hall	177
Brooklyn	Whitman / Gershwin Hall	150
City College	Aaron Davis Hall	149
City College	Shepard Hall	108
City College	Shepard Hall	114
Graduate Center	Graduate Center	233
Graduate Center	Graduate Center	70
Hunter	North Building	166
Kingsborough	Marine and Academic Center	70
Kingsborough	Temporary Building #8	62
Lehman	Music Building	156
Lehman	Music Building	90
Queens	School of Music	50
Queens	School of Music	433
Queens	School of Music	200
Queens	School of Music	250
Queensborough	Humanities Building	82
Queensborough	Humanities Building	64
Staten Island	Center for the Arts	140
York	Academic Core	38
York	Academic Core	50

Auditorium

Campus	Building	Cap
Baruch	Lawrence & Eris Field Building	1,172
BMCC	Chambers St. Building (Main Campus)	913
Bronx	Gould Memorial Library	648
Bronx	Gould Memorial Library	300
Brooklyn	LaGuardia Hall	144
City College	Shepard Hall	1,200
CUNY Law	CUNY School of Law at Queens College	253
Graduate Center	Graduate Center	389
Hunter	Brookdale West Building	884
Hunter	Campus School	492
Hunter	North Building	2,710
Lehman	Concert Hall	2,310
Lehman	Gillet Hall	296
Medgar Evers	AB1 - School of Science, Health and Tech	100
Medgar Evers	Bedford Building	500
NYC College of Tech.	Klitgord Center	898
Queens	Colden Auditorium	2,120
Queens	Goldstein Theatre	476
Queensborough	Humanities Building	985
Staten Island	Center for the Arts	893
York	Performing Arts Center	1723



Inventory of Indoor Athletic and Recreational Facilities

As of Fall 2010

Campus	Large Gym (Over 10,000 NASF)				Medium Gym (10,000 - 6,000 NASF)				Small Gym (Under 6,000 NASF)			
	NASF	Seating Capacity	Condition	# of Basketball Courts	NASF	Seating Capacity	Condition	# of Basketball Courts	NASF	Seating Capacity	Condition	# of Basketball Courts

Senior

Baruch	12,463	838	Excellent	2					5,681	382	Excellent	1
Baruch									4,930	100	Fair	1
Brooklyn	12,898		Excellent	1	7,430	160	Good	3	3,895	146	Fair	
Brooklyn	11,827		Excellent	2	8,234	490	Good	1	4,176	146	Fair	3
Brooklyn					7,430	120	Fair	3	2,564		Excellent	
Brooklyn					7,430	156	Fair	3				
Brooklyn					7,430	160	Good	3				
City College	30,293	3,000	Good	5	8,622	558	Fair					
CUNY Law												
Graduate Center												
Honors College												
Hunter	12,294	123	Poor	6					4,695	75	Fair	
Hunter	11,276	1,500	Good	6					2,665	50	Good	
John Jay					9,417	917	Fair	3	4,362	250	Good	1
John Jay									1,731	120	Good	
Lehman	11,143	350	Excellent	2								
Lehman	11,094	1,156	Excellent	1								
Lehman	7,165	100	Excellent	1								
Medgar Evers					7,551	272	Excellent	1				
NYC College of Tech.	10,097	700	Poor	1					2,502	250	Poor	
Queens	41,831	1,500	Poor	10	8,190	300	Fair	1				
School of Journalism												
Staten Island	14,429	1,964	Excellent	2	8,658	720	Excellent	1				
York	17,290	2,560	Good	6					4,921	320	Good	

Community

BMCC	18,919	1,800	Good	2								
Bronx	11,989	400	Poor	1								
Hostos	11,446	640	Excellent	1								
Kingsborough	17,099	661	Excellent	2					2,880	50	Good	
Kingsborough	11,941	303	Excellent						2,611	50	Good	
LaGuardia	10,426	200	Excellent	2								
Queensborough					6,284	625	Fair	1	2,280	20	Fair	
Queensborough					6,282	625	Fair	1	2,807	56	Fair	



Inventory of Indoor Athletic and Recreational Facilities - con't

As of Fall 2010

Campus	Dance Studio	Squash Handball Racquetball Courts	Swimming Pool *				Fitness Center	Condition of Restrooms/ Lockers	Other Indoor Facilities and Comments
			Size	# of Lane	Seating Capacity	Condition			

Senior

Baruch		3	25 Meter	6	75	Excellent	2	Excellent	
Brooklyn	3	3	25 Meter	8	132	Excellent	1	Fair	
City College	2		25 Meter	6	170	Poor	1	Good	
CUNY Law									Shared facilities with Queens College
Graduate Center							2	Excellent	Aerobics Room
Honors College									
Hunter	5	5	25 Yard	4	300	Good	1	Good	Weight Rm , Tennis Court
Hunter			25 Yard	4	100	Good			
John Jay	1	1	25 Yard	5	100	Good	1	Good	
Lehman	2	4	50 Meter	8	300	Excellent	1	Excellent	
Medgar Evers			25 Meter		120	Poor	1	Fair	
NYC College of Tech.								Good	Ping Pong Area
Queens	3		25 Meter	6	500	Fair	1	Poor	Karate Studio, Indoor Tennis Courts (6)
School of Journalism									
Staten Island	1	5	24 Meter	8	87	Fair	1	Good	
York			25 Meter	6	138	Good	1	Good	

Community

BMCC			25 Meter	6	220	Good		Good	Fitness Center - in large gym
Bronx	1		25 Meter	6	150	Good	1	Poor	Wrestling/Martial Arts Rm, Weight Rm
Hostos	1		25 Meter	6	254	Excellent	2	Excellent	Aerobics Room
Kingsborough	1	2	25 Meter	6			1	Fair	
LaGuardia			25 Yard	6	250	Good	2	Good	
Queensborough	1		25 Meter	6	74	Good	1	Good	Weight Room

* 25 Meter Pools are NCAA approved. The 50 meter pool at Lehman College is Olympic Size but not built to Olympic specifications



Inventory of Outdoor Athletic and Recreational Facilities

As of Fall 2010

Campus	Total Acres	PE Acres	Running Track			Soccer Field		Tennis Courts		Basketball		Baseball Field		Softball Field		Football Field		Handball	
			Length	Seat'g Cap.	Cond.	Seat'g Cap.	Cond.	#	Cond.	#	Cond.	Seat'g Cap.	Cond.	Seat'g Cap.	Cond.	Seat'g Cap.	Cond.	#	Cond.

Senior

Baruch	3.3																		
Brooklyn	26.0	4.0					Good	6	Fair						Good		Good		
City College	36.5	6.0						6	Poor										
CUNY Law	1.2																		
Graduate Center	1.6																		
Honors College	0.2																		
Hunter	12.9							1	Good										
John Jay	5.5	0.3						1	Good										
Lehman	37.0	3.6					Excellent	5	Excellent				Excellent		Excellent				
Medgar Evers	7.3																		
NYC College of Tech	5.2																		
Queens	75.0	13.2					Good	12	Good			100	Fair	100	Excellent				
School of Journalism	0.0																		
Staten Island	204.0	19.2					500	Excellent	12	Excellent	4	Poor	4,751	Excellent	500	Excellent			8 Good
York	47.5	11.6					500	Good	6	Good							150	Good	6 Good

Community

BMCC	7.9																		
Bronx	55.5	5.9					Fair	6	Poor	1	Fair	125	Fair						
Hostos	5.3																		
Kingsborough	69.7	5.6					100	Excellent	4	Poor		100	Excellent	100	Excellent				
LaGuardia	11.4																		
Queensborough	36.7	8.0	1/4 Mile		Fair		50	Good	6	Poor	1	Good						4	Poor

Student Union, Child Care, and Student Lounge Facilities

As of Fall 2011

Campus	Student Union	TV/Radio Station	Dining (1)		Club Offices		Recreation (2)	Child Care		Student Lounges		Total NASF
			# of Space	NASF	# of Space	NASF	NASF	Capacity	NASF	# of Space	NASF	

Senior

Baruch	No	Radio	5	10,125	22	4,626	891	31	2,017	17	8,335	26,360
Brooklyn	Yes	Radio / TV	6	17,608	36	6,745	0	172	13,619	19	24,976	62,948
City College	Yes	Radio / TV	4	20,021	11	4,054	6,125	45	1,581	6	4,668	37,905
CUNY Law	No		1	2,440	0	0	0	15	624	4	2,544	5,608
Graduate Center	No		2	4,284	13	1,779	0	27	1,642	13	14,711	26,726
Honors College	No		0	0	0	0	0	0	0	0	0	0
Hunter	No	Radio	8	18,749	38	11,790	3,212	68	2,209	19	13,173	49,346
John Jay	No	Radio / TV	10	15,645	61	10,070	0	68	5,144	10	6,220	37,873
Lehman	Yes	Radio	6	23,552	24	4,130	1,312	80	1,758	0	0	30,963
Medgar Evers	No	Radio	3	8,080	0	0	1,197	69	1,419	2	1,453	12,685
NYC College of Tech.	No		2	9,241	9	1,671	0	133	4,557	11	6,457	21,926
Queens	Yes		10	28,229	37	11,560	9,843	40	1,296	17	11,430	62,921
School of Journalism	No		1	914	0	0	0	0	0	0	0	2,218
Staten Island	Yes	Radio	4	11,513	8	1,478	1,899	121	4,143	13	9,071	28,964
York	No		2	13,218	16	2,854	711	185	7,690	3	747	25,220

Total Senior **64** **183,619** **275** **60,757** **25,190** **1,054** **47,699** **134** **103,785** **431,663**

Community

BMCC	No		4	13,772	18	2,908	0	100	3,328	6	8,927	28,935
Bronx	Yes		3	14,025	23	4,995	0	258	6,706	1	304	26,030
Hostos	No		3	4,404	31	3,100	0	257	7,765	1	1,084	16,353
Kingsborough	Yes		7	21,530	31	5,076	1,133	40	2,005	7	11,626	41,778
LaGuardia	No	Radio	5	16,349	32	2,984	0	203	5,703	7	3,657	29,271
New Community College	No		0	0	0	0	0	0	0	0	0	0
Queensborough	Yes		6	7,717	8	1,809	1,167	30	1,431	6	8,108	20,232

Total Community **28** **77,797** **143** **20,872** **2,300** **888** **26,938** **28** **33,706** **162,599**

Total University Spaces **92** **261,416** **418** **81,629** **27,490** **1,942** **74,637** **162** **137,491** **594,262**

(1) Dining facilities include all eating facilities, including snack bars.

(2) Recreation includes spaces such as TV lounges, multi-purpose and game rooms. Sports-related spaces are included in Athletic Facilities charts on Statistics pages 23 - 25.



NYC Public School Facilities at CUNY

As of Fall 2011

Campus	Building	Department of Education School	NASF
Brooklyn	William James Hall	Brooklyn College Academy	10,695
City College	Baskerville Hall	H.S. for Mathematics, Science & Engineering - CCNY	22,448
City College	Mott Hall - D. O. E.	Mott Hall - IS 233	14,798
City College	North Academic Center	H.S. for Mathematics, Science & Engineering - CCNY	2,765
Hostos	Allied Health & Sciences Building - A	Middle College High School	10,545
Hunter	Campus School	Hunter College - Campus Schools (Shared)	107,565
Kingsborough	Leon M. Goldstein High School for the Sciences	Leon M. Goldstein High School for the Sciences	78,878
LaGuardia	M - Joseph Shenker Hall	International High School	13,547
Lehman	Music Building	High School of America Studies - Lehman College	8,134
Lehman	Reservoir Building - H.S. (D. O. E.)	High School of America Studies - Lehman College	13,092
Lehman	Speech & Theater Building	Celia Cruz High School of Music	780
Medgar Evers	Carroll Street Building	Middle College High School - Medgar Evers College	451
Medgar Evers	Portable P01 P03	Middle College High School - Medgar Evers College	1,336
Medgar Evers	Portable P02 P04	Middle College High School - Medgar Evers College	1,336
York	Science Building	Queens High School for the Sciences - York College	19,654
			<u>306,024</u>